








LEGEND

-  STAGE 18H BOUNDARY
-  R20 LOTS AFFECTED BY THIS LDP
-  R40 LOTS AFFECTED BY THIS LDP
-  NO VEHICLE ACCESS
-  BUILDING ORIENTATION
-  PACKAGE A QUIET HOUSE DESIGN
-  PACKAGE B QUIET HOUSE DESIGN

APPROVAL

Adopted pursuant to Delegation 166

Date.....

Manager Planning Services

SHIRE OF CAPEL

